



# South Carolina's Paper-Based Voting System



## How to Vote

### 1 Insert Your Blank Ballot

After signing in, a poll worker will provide you with a blank ballot card and direct you to a ballot-marking device. Insert your ballot card into the ballot-marking device as instructed with the corner cut at the top right. If necessary, a poll worker will select your ballot style before leaving you to vote in private.




### 2 = Make Your Selections

Make your selections by touching the screen. Selections will be checked and highlighted.

To cast a write-in vote, touch **WRITE-IN**. A touchscreen keyboard will appear. Type the candidate's name and touch **ACCEPT** to continue voting.

To make the ballot larger, touch the **TEXT SIZE** icon. To change the screen brightness or switch to high contrast black and white text, touch the **DISPLAY** icon. Select **NEXT CONTEST** to move to the next contest or **PREVIOUS CONTEST** to return to a previous contest.



### 3 Review and Print Your Ballot

After completing the last page, touch **REVIEW SELECTIONS** to review your ballot. The review screen will notify you if you have not voted a contest or selected fewer candidates than allowed. To change a selection, touch the selection to return to that contest. When satisfied with your selections, touch **RETURN TO SUMMARY**.

To print your ballot, press the **PRINT BALLOT** icon found at the bottom of the screen. Your printed ballot card will be returned to you from the slot on the front of the ballot-marking device.





### 4 Review and Cast Your Ballot

Review each selection on your ballot card. If you need to make changes, contact a poll manager for a replacement. When you are ready to cast your ballot, take your ballot card to the scanner.

To ensure ballot secrecy, insert your ballot face down on the green arrow.

**The voting process is now complete.**  
**For more information, visit [scVOTES.gov](http://scVOTES.gov)**





# South Carolina's Paper-based Voting System

## Easy-to-use touchscreen voting with a secure paper record.

- > Allows every voter to vote independently using the same equipment. Every ballot-marking device features an audio ballot and headphones, a Braille-embossed controller, and an input for a sip-and-puff switch and other assistive switches.
- > Prevents overvotes (voters can't select more candidates than allowed).
- > Warns voters about undervotes (voter missed an office or voted for fewer candidates than allowed).
- > Prevents hand-marking errors that can cause votes not to count.
- > Creates a paper record of every ballot cast. Paper ballots are used to verify election results adding an additional layer of security to South Carolina elections.
- > The voting system is NEVER connected to the internet.

## For More Information

Visit [scVOTES.gov](https://scVOTES.gov) or contact your county voter registration office for more information.

### See our other voter education brochures:

- > [Absentee Voting in South Carolina](#)
- > [Access for All Voters in South Carolina](#)
- > [South Carolina's Paper-Based Voting System](#)
- > [Voting in South Carolina](#)
- > [Photo ID Requirements](#)

Follow scVOTES on Facebook, Instagram, Twitter/X and LinkedIn



### South Carolina Election Commission

1122 Lady Street, Suite 500  
Columbia, SC 29201  
803.734.9060

